








GROUT APPLICATIONS

 BSEN 13888 Classification	WALL APPLICATION		WALL & FLOOR APPLICATION			GROUT COLOUR CHART  <p>The colours shown are for guidance only. Some variation between the printed colours and the actual grout colours may be expected.</p>
	STANDARD FINE JOINT  CG1	NO MOULD FLEXIBLE  CG2	WIDE JOINT  CG1	WIDE JOINT FLEXIBLE  CG2	EASYSKIN EPOXY  RG1	
Internal	✓	✓	✓	✓	✓	COVERAGE RATE This formula is for use with Johnson Products. $\frac{(\text{Width} + \text{Length}) \times \text{Joint} \times \text{Depth} \times \text{Specific}}{\text{Width} \times \text{Length} \times \text{Gravity}} = \text{kgs/m}^2$ Specific gravity for Johnson Grouts: Johnson Wide Joint = 1.8 Standard Joint = 2.0 Epoxy = 1.6 i.e. Epoxy calculation for 200mm x 200mm (tile size) x 6mm (joint depth) x 10mm (joint width) $\frac{(200+200) \times 6 \times 10 \times 1.6}{200 \times 200} = \frac{24000 \times 1.6}{40000} = 0.96 = 0.96\text{kg/m}^2$
External	✓	✓	✓	✓	✓	
Joint Width	1 - 3 mm	1 - 5 mm	2 - 12 mm	2 - 20 mm	2 - 12mm	
Colours	White/Ivory	White/Ivory	W/I/GR/SS/LS/CH/BR	Dark Grey	White/Grey	
Wall	✓	✓	✓	✓	✓	
Floor			✓	✓	✓	
Swimming Pools	✓	✓	✓	✓	✓	
Wooden Floors			✓ +	✓	✓	
Work Tops					✓	
Heated Floors			✓ +	✓	✓	
Power Showers	✓ +	✓	✓ +	✓	✓	
Domestic Showers	✓	✓	✓	✓	✓	
Minor Vibrations	✓ +	✓	✓ +	✓	✓	

+ = USE WITH JOHNSON FLEXIBLE ADDITIVE

